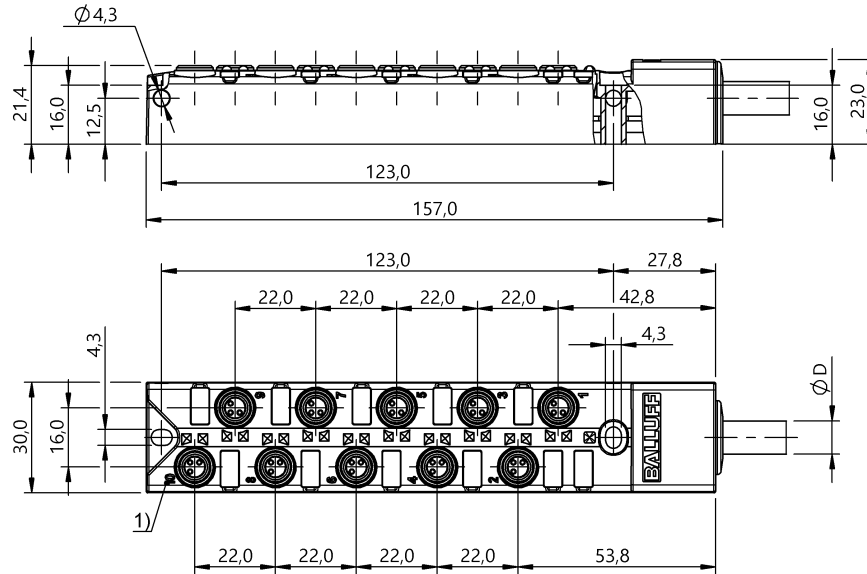


Junction blocks

**BPI AM3030-5K-B0-KPXC0-100**

**Order Code: BPI00FJ**

**BALLUFF**



1) Slot numbering



**Basic features**

<b>Approval/Conformity</b>	CE UKCA cULus WEEE
<b>Scope of delivery</b>	Part labels (11x) Cover cap (5x)

**Electrical connection**

<b>Bending radius min., fixed cable</b>	7.5 x D
<b>Bending radius min., flexible cable</b>	15 x D
<b>Cable</b>	PUR black, 10 m, drag chain compatible
<b>Cable diameter D</b>	7.80 mm ±0.2 mm
<b>Cable, bending cycles min.</b>	2 mil.
<b>Conductor cross-section</b>	0.34 mm <sup>2</sup> + 0.75 mm <sup>2</sup>
<b>Connection slots</b>	10x M8x1-Female, 3-pin
<b>Number of conductors</b>	12

**Electrical data**

<b>Isolation resistance</b>	≥ 10 GOhm
<b>Operating voltage U<sub>b</sub></b>	10...60 VDC/10...60 VAC
<b>Output current max.</b>	3 A
<b>Rated operating voltage U<sub>e</sub> DC</b>	24 V
<b>Total current max.</b>	8 A

**Environmental conditions**

<b>Cable temperature, fixed routing</b>	-40...80 °C
<b>Cable temperature, flexible routing</b>	-20...80 °C
<b>IP rating</b>	IP67, when threaded in

**Material**

<b>Cable jacket, material</b>	PUR
<b>Housing material</b>	PBT, GF
<b>Material contact carrier</b>	PBT
<b>Material contacts</b>	Bronze (CuSn6), nickel layer

**Mechanical data**

<b>Acceleration max., drag chain</b>	10 m/s <sup>2</sup>
<b>Cable jacket, color</b>	black
<b>Cable length L</b>	10.00 m
<b>Cable properties</b>	drag chain compatible
<b>Casting</b>	yes
<b>Dimension</b>	157 x 30 x 23 mm
<b>Horizontal travel permitted, drag chain</b>	10 m at 10 m/s <sup>2</sup>
<b>Mounting part</b>	M4 (2x)
<b>Tightening torque</b>	1.2 Nm ±0.2 (M4)
<b>Tightening torque pigtail</b>	0.4 Nm + 0.1 Nm (M8 connector)
<b>Traverse speed max., drag chain</b>	3 m/s

## Junction blocks

**BPI AM3030-5K-B0-KPXC0-100**

**Order Code: BPI00FJ**

# BALLUFF

### Remarks

Cable construction acc. to UL-AWM Style 20549/10493

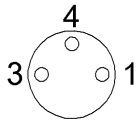
Flame resistance per IEC 60332-1-2

Flame resistance per UL 758/1581 FT2

Oil resistant per DIN EN 60811-404 (VDE 0473-811-404)

Enclosure rating per IEC 60529, only in screwed state with the associated mating piece.

### Connector Drawings



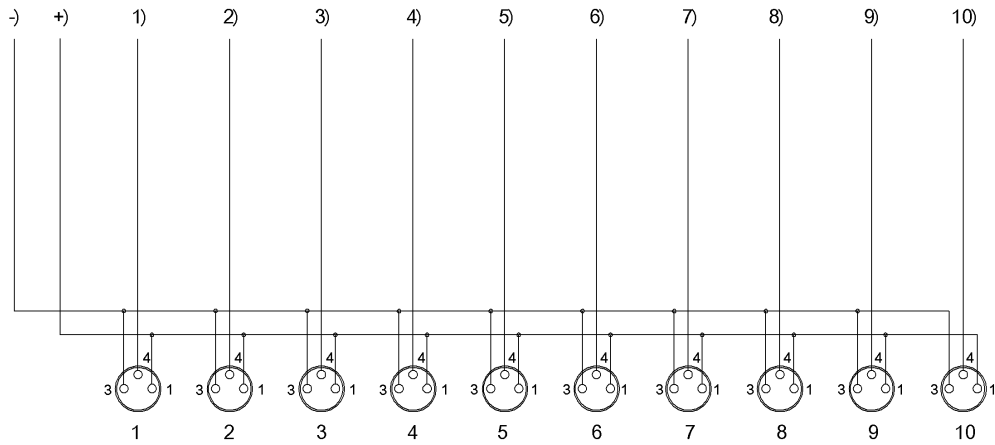
I/O ports

PIN 1: +24V

PIN 3: 0V

PIN 4: signal

**Wiring Diagrams**



-) blue 0.75 mm<sup>2</sup>

+) brown 0.75 mm<sup>2</sup>

1) white

2) green

3) yellow

4) gray

5) pink

6) red

7) black

8) violet

9) gray/pink

10) red/blue